

Signify Classified - Internal  
Cooper Lighting Solutions Photometric Lab  
1121 Highway 74 South  
Peachtree City, GA 30269



Scaled data based on original data using  
LM-79-08 Approved Method: Electrical and Photometric Measurements of Solid-  
State Lighting Products

Test Report Prepared for  
Cooper Lighting Solutions  
(formerly Eaton)

Brand: McGRAW-EDISON

Report Number: P833930

Luminaire Tested: **TTN-D3-740-U-RW-UPL2**

Issue Date: 5/15/2024

**Test Information**

Test Method: LM-79-08  
Report Number: P833930  
REPORT IS FROM IESNA LM-79-08 TEST DATA - UPLIGHT (G3-2308-121-4) AND  
Test Lab: INNOVATION CENTER  
Issue Date: 5/15/2024  
Manufacturer: COOPER LIGHTING SOLUTIONS (FORMERLY EATON)  
Product Line: MCGRAW-EDISON  
Catalog Number: TTN-D3-740-U-RW-UPL2  
Description: TOPTIER NANO LED PARKING GARAGE LUMINAIRE WITH UPLIGHT  
4000K, 70 CRI LEDS AND RECTANGULAR DISTRIBUTION  
Light Source: -  
Ballast/Driver: -

**Summary**

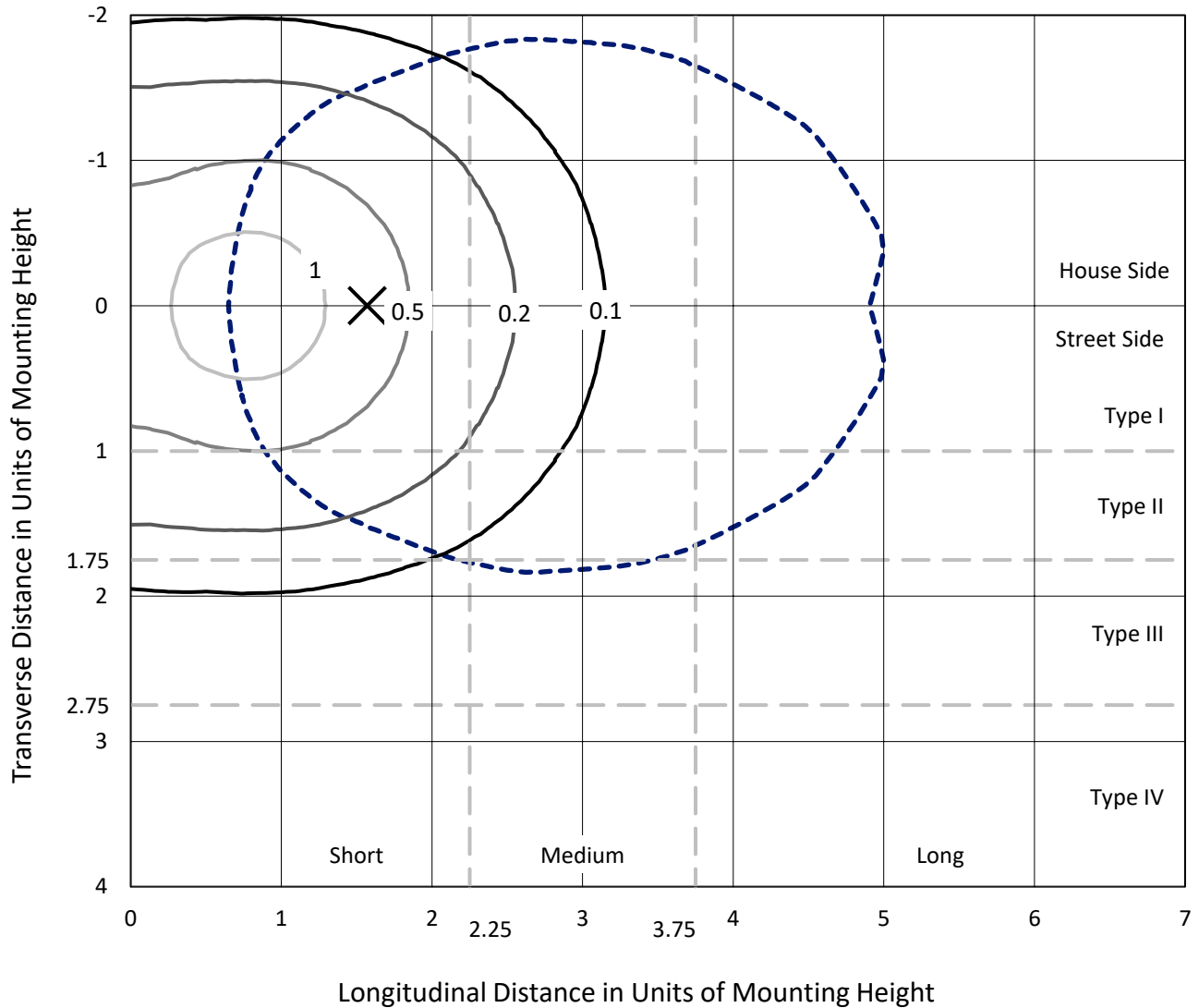
Lumens per Lamp: N/A  
Luminaire Lumens: 7446.7 lumens  
Efficiency: N/A  
Efficacy: 116.9 lumens/watt  
Luminous Opening: Vertical Cylinder (Dia: 0.71' x H: 0.1')  
IES Classification: Type II - Short  
BUG Rating: B3 - U4 - G3  
  
Input Watts (W): 63.7  
Input Voltage (V): NR  
Input Current (Ain): NR  
Voltage Rise (V): NR  
Power Factor: NR  
Total Harmonic Distortion (THDi): NR  
Frequency (hertz): 60  
Stabilization Time: NR  
Operation Time: NR  
Ambient Temperature (°C): NR  
Test Distance: 24 FT



REPORT NUMBER: P833930  
 CATALOG NUMBER: TTN-D3-740-U-RW-UPL2

### Iso-Footcandle Lines of Horizontal Illumination

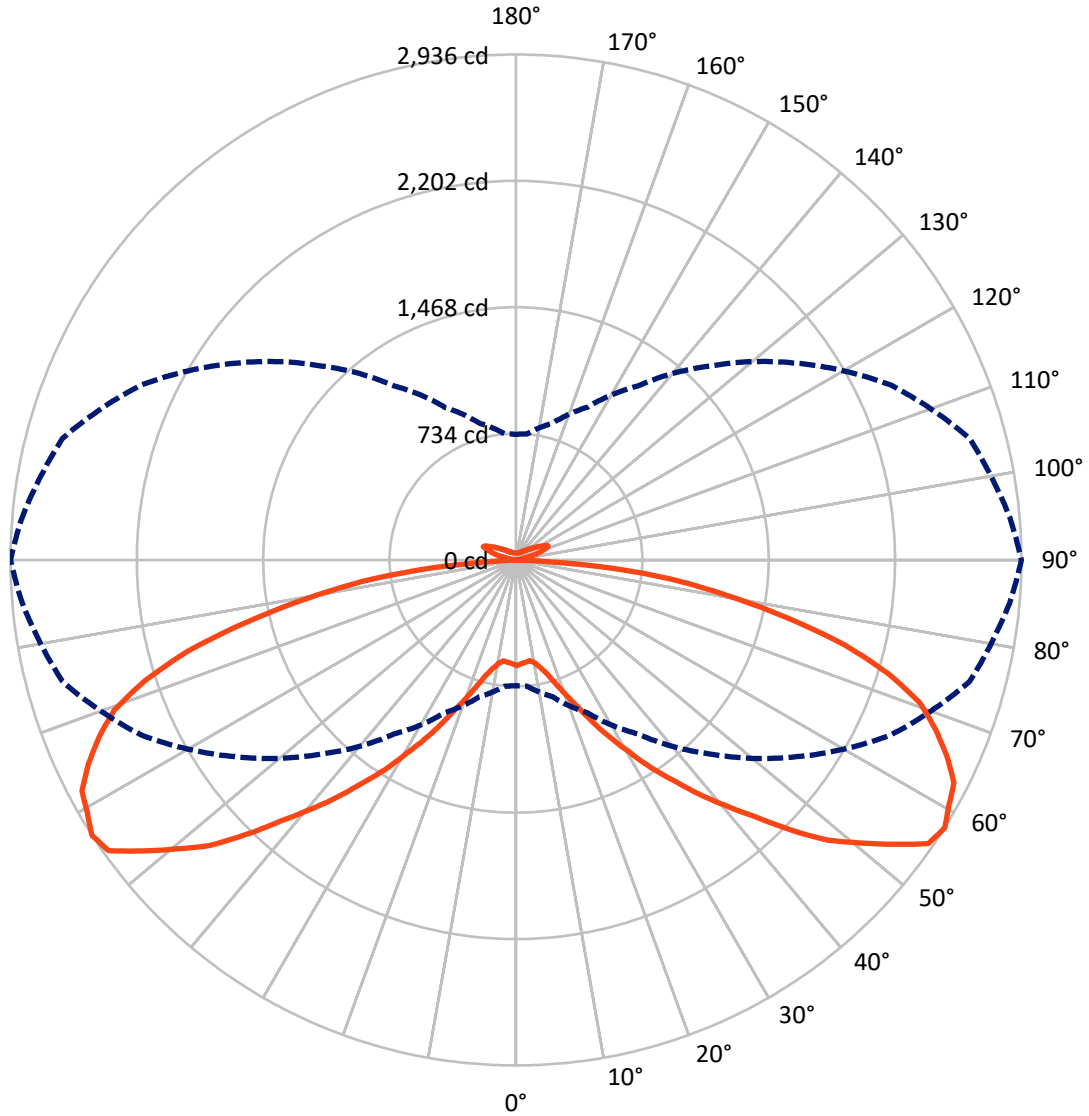
✕ Max cd  
 - - - 1/2 Max cd



Based on 25 foot mounting height. Maximum calculated value = 1.4 fc  
 Type II - Short - N/A

REPORT NUMBER: P833930  
CATALOG NUMBER: TTN-D3-740-U-RW-UPL2

### Luminous Intensity Polar Plot



— Vertical Plane Through 90-Deg Lateral      - - - Horizontal Cone Through 57.5-Deg Vertical

REPORT NUMBER: P833930

CATALOG NUMBER: TTN-D3-740-U-RW-UPL2

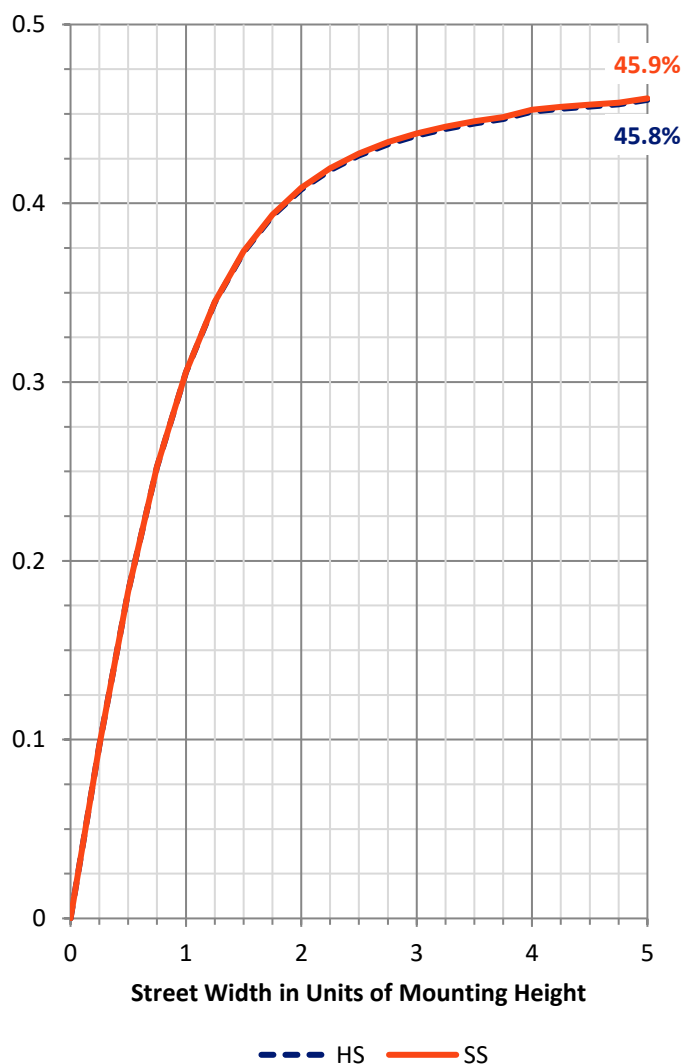
**FLUX DISTRIBUTION:**

		Downward	Upward	Total
<b>House Side</b>	Lumens	3430.9	292.5	3723.4
	% Fixture	46.1	3.9	50.0
<b>Street Side</b>	Lumens	3430.9	292.5	3723.4
	% Fixture	46.1	3.9	50.0
<b>Total</b>	Lumens	6861.8	584.9	7446.7
	% Fixture	92.1	7.9	100.0

**ZONAL LUMENS:**

Zone	Lumens	% Fixture
0°-10°	57.5	0.8
10°-20°	184.0	2.5
20°-30°	383.9	5.2
30°-40°	688.5	9.2
40°-50°	1100.1	14.8
50°-60°	1506.1	20.2
60°-70°	1553.5	20.9
70°-80°	1104.8	14.8
80°-90°	283.6	3.8
90°-100°	13.1	0.2
100°-110°	132.7	1.8
110°-120°	194.0	2.6
120°-130°	112.6	1.5
130°-140°	59.7	0.8
140°-150°	35.4	0.5
150°-160°	21.8	0.3
160°-170°	11.9	0.2
170°-180°	3.9	0.1
0°-90°	6861.8	92.1
0°-180°	7446.7	100.0

**Coefficient of Utilization**

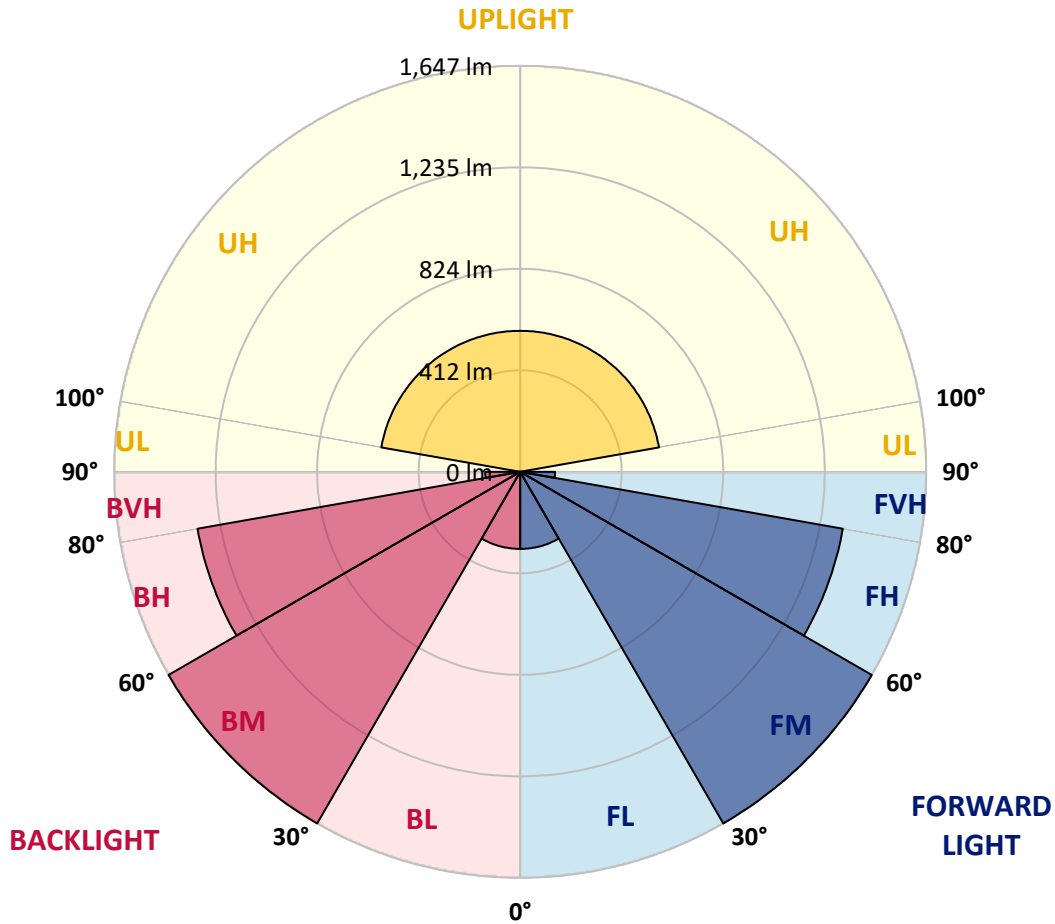


REPORT NUMBER: P833930  
 CATALOG NUMBER: TTN-D3-740-U-RW-UPL2

**LUMINAIRE CLASSIFICATION SYSTEM LUMEN TABLE AND BUG RATING:**

Zone	Lumens	% Fixture	Zone Rating/Lumen Limit		
			B	U	G
FL (0°-30°)	312.7	4.2			
FM (30°-60°)	1647.3	22.1			
FH (60°-80°)	1329.1	17.8			G1/1800
FVH (80°-90°)	141.8	1.9			G2/225
BL (0°-30°)	312.7	4.2	B1/500		
BM (30°-60°)	1647.3	22.1	B2/2500		
BH (60°-80°)	1329.1	17.8	B3/2500		G3/2500
BVH (80°-90°)	141.8	1.9			G2/225
UL (90°-100°)	13.1	0.2		U2/50	
UH (100°-180°)	571.8	7.7		U4/1000	

**BUG Rating: B3-U4-G3**  
 Type II Short





REPORT NUMBER: P833930

CATALOG NUMBER: TTN-D3-740-U-RW-UPL2

**CANDELA DISTRIBUTION (FULL):**

	0°	5°	15°	25°	35°	45°	55°	65°	75°	85°	90°
0°	613.7	613.7	613.7	613.7	613.7	613.7	613.7	613.7	613.7	613.7	613.7
2.5°	613.7	613.7	608.0	608.0	608.0	602.2	602.2	602.2	602.2	596.4	602.2
5°	613.7	613.7	613.7	613.7	608.0	602.2	602.2	602.2	596.4	596.4	596.4
7.5°	608.0	608.0	608.0	608.0	602.2	596.4	596.4	596.4	590.6	590.6	590.6
10°	602.2	608.0	602.2	602.2	596.4	596.4	602.2	602.2	608.0	608.0	608.0
12.5°	596.4	596.4	596.4	602.2	602.2	608.0	619.5	631.1	636.9	642.7	642.7
15°	596.4	596.4	602.2	608.0	619.5	631.1	648.5	665.9	677.4	689.0	689.0
17.5°	596.4	596.4	602.2	619.5	636.9	660.1	689.0	712.2	735.3	752.7	758.5
20°	596.4	596.4	608.0	631.1	665.9	700.6	741.1	775.9	810.6	839.6	839.6
22.5°	602.2	608.0	619.5	648.5	700.6	752.7	804.8	856.9	897.5	932.2	932.2
25°	613.7	613.7	631.1	677.4	741.1	810.6	885.9	949.6	1001.7	1048.0	1048.0
27.5°	619.5	625.3	648.5	706.4	787.4	874.3	978.5	1053.8	1123.3	1163.8	1169.6
30°	631.1	636.9	671.6	729.5	828.0	938.0	1059.6	1163.8	1239.1	1279.6	1291.2
32.5°	636.9	642.7	689.0	758.5	868.5	995.9	1134.8	1268.0	1372.2	1418.6	1435.9
35°	654.3	660.1	706.4	787.4	914.8	1059.6	1221.7	1378.0	1499.6	1557.5	1569.1
37.5°	671.6	677.4	723.8	816.4	961.1	1129.1	1314.3	1493.8	1632.8	1702.3	1725.4
40°	683.2	689.0	741.1	851.1	1013.3	1204.3	1418.6	1615.4	1771.7	1858.6	1876.0
42.5°	700.6	706.4	764.3	880.1	1059.6	1279.6	1528.6	1748.6	1916.5	2014.9	2038.1
45°	718.0	723.8	787.4	914.8	1111.7	1360.7	1638.6	1904.9	2096.0	2211.8	2235.0
47.5°	735.3	741.1	810.6	949.6	1163.8	1441.7	1754.4	2043.9	2275.5	2385.5	2431.8
50°	741.1	752.7	822.2	972.7	1198.5	1511.2	1852.8	2182.8	2426.0	2570.8	2582.4
52.5°	746.9	758.5	833.8	990.1	1227.5	1563.3	1933.9	2298.6	2582.4	2756.1	2744.5
55°	752.7	752.7	833.8	990.1	1239.1	1598.0	1991.8	2373.9	2686.6	2825.5	2906.6
57.5°	729.5	735.3	822.2	978.5	1233.3	1592.3	1991.8	2402.9	2727.1	2877.6	2935.5
60°	700.6	712.2	793.2	949.6	1210.1	1574.9	1980.2	2391.3	2744.5	2906.6	2889.2
62.5°	660.1	683.2	752.7	909.0	1175.4	1534.4	1962.8	2362.3	2703.9	2871.9	2854.5
65°	613.7	636.9	700.6	868.5	1100.1	1435.9	1870.2	2304.4	2593.9	2785.0	2750.3
67.5°	567.4	584.8	648.5	799.0	1013.3	1331.7	1748.6	2177.1	2437.6	2646.0	2628.7
70°	515.3	521.1	584.8	718.0	926.4	1227.5	1632.8	1997.6	2298.6	2455.0	2489.7
72.5°	451.6	451.6	515.3	631.1	822.2	1088.5	1476.5	1794.9	2078.6	2211.8	2263.9
75°	370.6	376.4	428.5	532.7	689.0	932.2	1256.4	1580.7	1818.1	1957.0	1974.4
77.5°	289.5	295.3	335.8	422.7	555.8	752.7	1036.4	1291.2	1517.0	1638.6	1603.8
80°	208.4	214.2	243.2	306.9	411.1	561.6	799.0	1024.8	1187.0	1285.4	1239.1
82.5°	127.4	133.2	150.5	191.1	260.6	364.8	544.3	712.2	839.6	920.6	903.2
85°	63.7	63.7	75.3	86.9	110.0	162.1	260.6	359.0	457.4	515.3	497.9
87.5°	11.6	17.4	17.4	17.4	17.4	11.6	17.4	17.4	17.4	29.0	11.6
90°	5.0	5.0	6.0	6.0	6.0	6.0	6.0	6.0	6.0	5.0	5.0
92.5°	5.0	5.0	5.0	7.0	8.0	7.0	8.0	6.0	6.0	5.0	5.0
95°	6.0	6.0	7.0	9.0	11.0	12.0	12.0	7.0	7.0	6.0	6.0
97.5°	8.0	9.0	9.0	11.0	18.0	33.0	20.0	10.0	10.0	9.0	8.0
100°	13.0	14.0	14.0	25.0	53.0	71.1	51.0	26.0	19.0	14.0	14.0
102.5°	42.0	44.0	54.0	81.1	120.1	109.1	92.1	87.1	60.0	48.0	46.0
105°	107.1	106.1	114.1	135.1	168.1	165.1	152.1	138.1	119.1	110.1	110.1
107.5°	141.1	141.1	148.1	166.1	191.1	223.2	226.2	179.1	157.1	147.1	146.1
110°	159.1	159.1	165.1	180.1	213.2	258.2	256.2	221.2	194.1	181.1	179.1



REPORT NUMBER: P833930  
 CATALOG NUMBER: TTN-D3-740-U-RW-UPL2

**CANDELA DISTRIBUTION (continued):**

	0°	5°	15°	25°	35°	45°	55°	65°	75°	85°	90°
112.5°	163.1	164.1	172.1	195.1	231.2	251.2	242.2	228.2	216.2	206.2	204.2
115°	169.1	169.1	178.1	200.2	220.2	228.2	218.2	207.2	199.2	195.1	197.1
117.5°	167.1	170.1	172.1	184.1	197.1	203.2	198.1	183.1	177.1	175.1	172.1
120°	155.1	155.1	157.1	163.1	170.1	173.1	171.1	161.1	156.1	155.1	153.1
122.5°	138.1	139.1	138.1	141.1	146.1	149.1	147.1	139.1	137.1	137.1	135.1
125°	121.1	121.1	120.1	122.1	125.1	124.1	125.1	121.1	120.1	120.1	119.1
127.5°	109.1	108.1	106.1	107.1	108.1	108.1	109.1	105.1	106.1	107.1	106.1
130°	97.1	97.1	95.1	95.1	95.1	93.1	95.1	93.1	94.1	95.1	96.1
132.5°	86.1	86.1	83.1	82.1	82.1	82.1	83.1	82.1	84.1	86.1	86.1
135°	77.1	77.1	74.1	75.1	75.1	74.1	75.1	74.1	76.1	77.1	77.1
137.5°	70.1	70.1	68.1	68.1	68.1	67.1	68.1	68.1	69.1	71.1	72.1
140°	64.0	64.0	63.0	63.0	62.0	63.0	63.0	63.0	64.0	65.0	65.0
142.5°	61.0	60.0	59.0	58.0	59.0	59.0	59.0	58.0	59.0	61.0	61.0
145°	56.0	56.0	55.0	55.0	55.0	56.0	55.0	55.0	56.0	56.0	57.0
147.5°	53.0	53.0	52.0	53.0	53.0	53.0	53.0	52.0	53.0	53.0	54.0
150°	52.0	51.0	50.0	51.0	51.0	50.0	50.0	50.0	50.0	51.0	51.0
152.5°	49.0	49.0	48.0	49.0	48.0	48.0	48.0	48.0	48.0	49.0	50.0
155°	47.0	47.0	46.0	47.0	47.0	47.0	47.0	47.0	47.0	47.0	47.0
157.5°	45.0	46.0	45.0	45.0	45.0	45.0	45.0	45.0	45.0	46.0	46.0
160°	44.0	44.0	44.0	44.0	43.0	43.0	43.0	44.0	44.0	44.0	45.0
162.5°	43.0	43.0	43.0	43.0	42.0	42.0	42.0	42.0	43.0	43.0	44.0
165°	43.0	42.0	42.0	42.0	41.0	41.0	41.0	41.0	42.0	43.0	42.0
167.5°	41.0	41.0	41.0	41.0	41.0	40.0	40.0	41.0	41.0	41.0	42.0
170°	41.0	41.0	40.0	40.0	40.0	40.0	40.0	40.0	40.0	40.0	41.0
172.5°	41.0	41.0	41.0	41.0	40.0	40.0	40.0	40.0	40.0	41.0	41.0
175°	41.0	41.0	41.0	41.0	40.0	40.0	40.0	41.0	41.0	41.0	40.0
177.5°	41.0	41.0	41.0	41.0	40.0	41.0	41.0	41.0	41.0	41.0	41.0
180°	41.0	41.0	41.0	41.0	41.0	41.0	41.0	41.0	41.0	41.0	41.0



Cooper Lighting Solutions Photometric Lab  
1121 Highway 74 South  
Peachtree City, GA 30269



LM-79-2019: Approved Method: Electrical and Photometric Measurements of Solid-State Lighting Products

Report Prepared for

Cooper Lighting Solutions

MCGRAW EDISON

Report Number: SP1-2411-284-2

Test Date: 11/20/2024

Luminaire Tested: TTN-D0-740-U-WQ

Data in this report applies to TT and TTN families of products

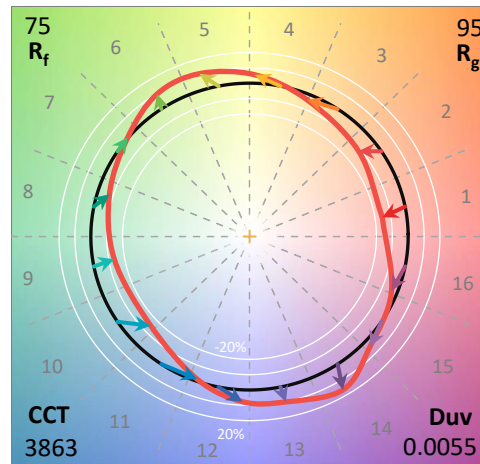
**Test Information**

Test Method: LM-79-2019  
 Report Number: SP1-2411-284-2  
 Test Lab: COOPER LIGHTING SOLUTIONS  
 Photometer: SP1 - 76IN SPHERE  
 Measurement Geometry: 4π  
 Issue Date: 11/20/2024  
 Manufacturer: COOPER LIGHTING SOLUTIONS  
 Product Line: MCGRAW EDISON  
 Catalog Number: **TTN-D0-740-U-WQ**  
 Description: TOPTIER NANO LED PARKING GARAGE LUMINAIRE. 4000K, 70 CRI LEDS AND WIDE DISTRIBUTION

**Spectral Parameters**

CCT (K): 3863  
 CIE u': 0.2247  
 CIE v': 0.5111  
 Duv: 0.0055  
 CIE x: 0.3911  
 CIE y: 0.3954  
 CIE z: 0.2136  
 Peak Wavelength (nm): 448  
 Dominant Wavelength (nm): 577  
 Purity: 36.03443  
 Rf: 74.7  
 Rg: 95.4

CRI (Ra):	71.9		
R1:	69.4	R9:	-23.5
R2:	76.9	R10:	45.4
R3:	83.3	R11:	68.7
R4:	72.7	R12:	38.7
R5:	68.4	R13:	70.0
R6:	67.5	R14:	90.3
R7:	82.0	R15:	62.1
R8:	55.3		



**Test Conditions**

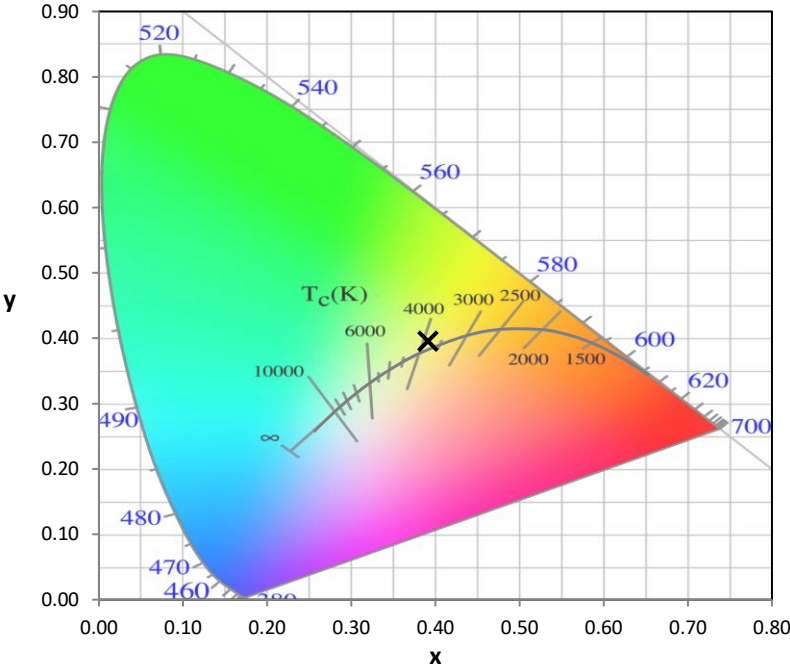
Stabilization Time: 37M  
 Operation Time: 1H 37M  
 Sphere Temperature (°C): 25.0

REPORT NUMBER: SP1-2411-284-2

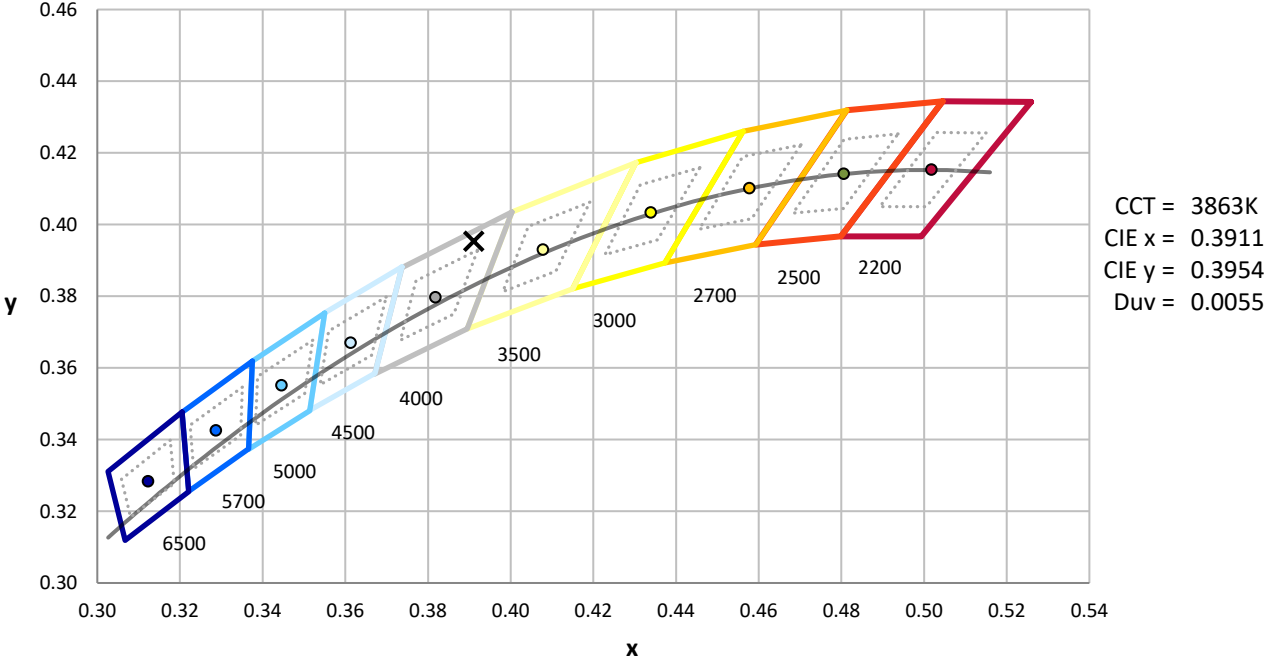
Measurement and Test Equipment			
Instrument	Identification Number	Calibration Date	Calibration Due Date
Photometer	IN0058	6/18/2024	12/18/2024
Power Meter	INXT2011004	2/8/2024	2/8/2025
AC Power Source	IN0063	10/22/2024	10/22/2025
DC Power Source	IN0208	10/22/2024	10/22/2025
Sphere Thermometer	IN0085	10/22/2024	10/22/2025
Room Thermometer	IN0046	10/22/2024	10/22/2025

REPORT NUMBER: SP1-2411-284-2

CIE 1931 Chromaticity Diagram



CIE 1931 Chromaticity Diagram with 2017 ANSI 7-Step and 4-Step Quadrangles



Point lies inside the ANSI 4000K 7-step quadrangle

REPORT NUMBER: SP1-2411-284-2

**Photopic Flux vs. Wavelength**



**Photopic Lumens: NR**

λ (nm)	Power W <sup>^</sup> /nm	Lumens (φ/nm)	λ (nm)	Power W <sup>^</sup> /nm	Lumens (φ/nm)	λ (nm)	Power W <sup>^</sup> /nm	Lumens (φ/nm)	λ (nm)	Power W <sup>^</sup> /nm	Lumens (φ/nm)	λ (nm)	Power W <sup>^</sup> /nm	Lumens (φ/nm)
360	0	NR	490	118	NR	620	730	NR	750	25	NR	880	1	NR
365	0	NR	495	170	NR	625	680	NR	755	22	NR	885	0	NR
370	0	NR	500	245	NR	630	630	NR	760	19	NR	890	0	NR
375	0	NR	505	338	NR	635	579	NR	765	17	NR	895	0	NR
380	0	NR	510	431	NR	640	529	NR	770	14	NR	900	0	NR
385	0	NR	515	521	NR	645	477	NR	775	13	NR	905	0	NR
390	1	NR	520	596	NR	650	429	NR	780	11	NR	910	0	NR
395	3	NR	525	655	NR	655	383	NR	785	9	NR	915	0	NR
400	6	NR	530	701	NR	660	338	NR	790	8	NR	920	0	NR
405	9	NR	535	739	NR	665	298	NR	795	7	NR	925	0	NR
410	16	NR	540	766	NR	670	261	NR	800	6	NR	930	0	NR
415	32	NR	545	791	NR	675	228	NR	805	5	NR	935	0	NR
420	65	NR	550	813	NR	680	200	NR	810	5	NR	940	0	NR
425	131	NR	555	833	NR	685	173	NR	815	4	NR	945	0	NR
430	245	NR	560	852	NR	690	151	NR	820	3	NR	950	0	NR
435	432	NR	565	870	NR	695	130	NR	825	3	NR	955	0	NR
440	622	NR	570	885	NR	700	112	NR	830	3	NR	960	0	NR
445	870	NR	575	900	NR	705	97	NR	835	2	NR	965	0	NR
450	969	NR	580	911	NR	710	83	NR	840	2	NR	970	0	NR
455	544	NR	585	916	NR	715	71	NR	845	2	NR	975	0	NR
460	304	NR	590	912	NR	720	60	NR	850	1	NR	980	0	NR
465	231	NR	595	901	NR	725	51	NR	855	1	NR	985	0	NR
470	142	NR	600	882	NR	730	43	NR	860	1	NR	990	0	NR
475	96	NR	605	855	NR	735	37	NR	865	1	NR	995	0	NR
480	92	NR	610	820	NR	740	32	NR	870	1	NR	1000	0	NR
485	96	NR	615	776	NR	745	29	NR	875	1	NR			

REPORT NUMBER: SP1-2411-284-2

**Scotopic Flux vs. Wavelength**



**Scotopic Lumens: NR**

**S/P: 1.45**

λ (nm)	Power W <sup>^</sup> /nm	Lumens (φ/nm)	λ (nm)	Power W <sup>^</sup> /nm	Lumens (φ/nm)	λ (nm)	Power W <sup>^</sup> /nm	Lumens (φ/nm)	λ (nm)	Power W <sup>^</sup> /nm	Lumens (φ/nm)	λ (nm)	Power W <sup>^</sup> /nm	Lumens (φ/nm)
360	0	NR	490	118	NR	620	730	NR	750	25	NR	880	1	NR
365	0	NR	495	170	NR	625	680	NR	755	22	NR	885	0	NR
370	0	NR	500	245	NR	630	630	NR	760	19	NR	890	0	NR
375	0	NR	505	338	NR	635	579	NR	765	17	NR	895	0	NR
380	0	NR	510	431	NR	640	529	NR	770	14	NR	900	0	NR
385	0	NR	515	521	NR	645	477	NR	775	13	NR	905	0	NR
390	1	NR	520	596	NR	650	429	NR	780	11	NR	910	0	NR
395	3	NR	525	655	NR	655	383	NR	785	9	NR	915	0	NR
400	6	NR	530	701	NR	660	338	NR	790	8	NR	920	0	NR
405	9	NR	535	739	NR	665	298	NR	795	7	NR	925	0	NR
410	16	NR	540	766	NR	670	261	NR	800	6	NR	930	0	NR
415	32	NR	545	791	NR	675	228	NR	805	5	NR	935	0	NR
420	65	NR	550	813	NR	680	200	NR	810	5	NR	940	0	NR
425	131	NR	555	833	NR	685	173	NR	815	4	NR	945	0	NR
430	245	NR	560	852	NR	690	151	NR	820	3	NR	950	0	NR
435	432	NR	565	870	NR	695	130	NR	825	3	NR	955	0	NR
440	622	NR	570	885	NR	700	112	NR	830	3	NR	960	0	NR
445	870	NR	575	900	NR	705	97	NR	835	2	NR	965	0	NR
450	969	NR	580	911	NR	710	83	NR	840	2	NR	970	0	NR
455	544	NR	585	916	NR	715	71	NR	845	2	NR	975	0	NR
460	304	NR	590	912	NR	720	60	NR	850	1	NR	980	0	NR
465	231	NR	595	901	NR	725	51	NR	855	1	NR	985	0	NR
470	142	NR	600	882	NR	730	43	NR	860	1	NR	990	0	NR
475	96	NR	605	855	NR	735	37	NR	865	1	NR	995	0	NR
480	92	NR	610	820	NR	740	32	NR	870	1	NR	1000	0	NR
485	96	NR	615	776	NR	745	29	NR	875	1	NR			

REPORT NUMBER: SP1-2411-284-2

Melanopic Flux vs. Wavelength



Melanopic Lumens: NR

M/P: 2.72

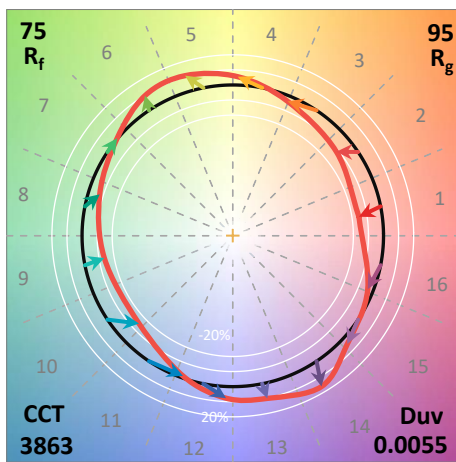
λ (nm)	Power W <sup>^</sup> /nm	Lumens (φ/nm)	λ (nm)	Power W <sup>^</sup> /nm	Lumens (φ/nm)	λ (nm)	Power W <sup>^</sup> /nm	Lumens (φ/nm)	λ (nm)	Power W <sup>^</sup> /nm	Lumens (φ/nm)	λ (nm)	Power W <sup>^</sup> /nm	Lumens (φ/nm)
360	0	NR	490	118	NR	620	730	NR	750	25	NR	880	1	NR
365	0	NR	495	170	NR	625	680	NR	755	22	NR	885	0	NR
370	0	NR	500	245	NR	630	630	NR	760	19	NR	890	0	NR
375	0	NR	505	338	NR	635	579	NR	765	17	NR	895	0	NR
380	0	NR	510	431	NR	640	529	NR	770	14	NR	900	0	NR
385	0	NR	515	521	NR	645	477	NR	775	13	NR	905	0	NR
390	1	NR	520	596	NR	650	429	NR	780	11	NR	910	0	NR
395	3	NR	525	655	NR	655	383	NR	785	9	NR	915	0	NR
400	6	NR	530	701	NR	660	338	NR	790	8	NR	920	0	NR
405	9	NR	535	739	NR	665	298	NR	795	7	NR	925	0	NR
410	16	NR	540	766	NR	670	261	NR	800	6	NR	930	0	NR
415	32	NR	545	791	NR	675	228	NR	805	5	NR	935	0	NR
420	65	NR	550	813	NR	680	200	NR	810	5	NR	940	0	NR
425	131	NR	555	833	NR	685	173	NR	815	4	NR	945	0	NR
430	245	NR	560	852	NR	690	151	NR	820	3	NR	950	0	NR
435	432	NR	565	870	NR	695	130	NR	825	3	NR	955	0	NR
440	622	NR	570	885	NR	700	112	NR	830	3	NR	960	0	NR
445	870	NR	575	900	NR	705	97	NR	835	2	NR	965	0	NR
450	969	NR	580	911	NR	710	83	NR	840	2	NR	970	0	NR
455	544	NR	585	916	NR	715	71	NR	845	2	NR	975	0	NR
460	304	NR	590	912	NR	720	60	NR	850	1	NR	980	0	NR
465	231	NR	595	901	NR	725	51	NR	855	1	NR	985	0	NR
470	142	NR	600	882	NR	730	43	NR	860	1	NR	990	0	NR
475	96	NR	605	855	NR	735	37	NR	865	1	NR	995	0	NR
480	92	NR	610	820	NR	740	32	NR	870	1	NR	1000	0	NR
485	96	NR	615	776	NR	745	29	NR	875	1	NR			

**Summary**

$R_f = 74.7$   
 $R_g = 95.4$   
 $CIE R_a = 71.9$   
 $R_g = -23.5$



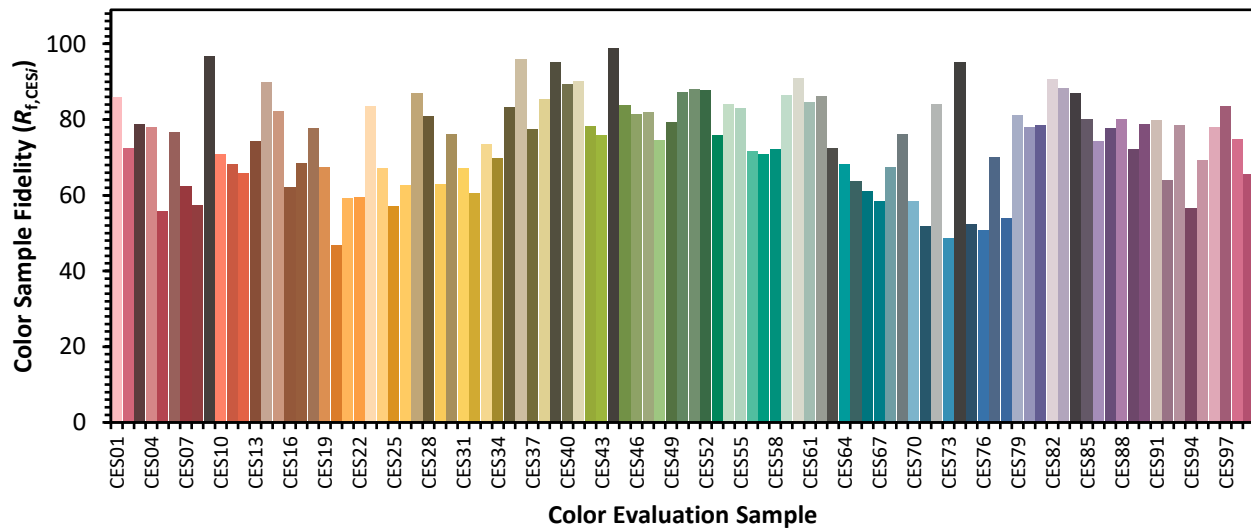
**Color Vector Graphics**



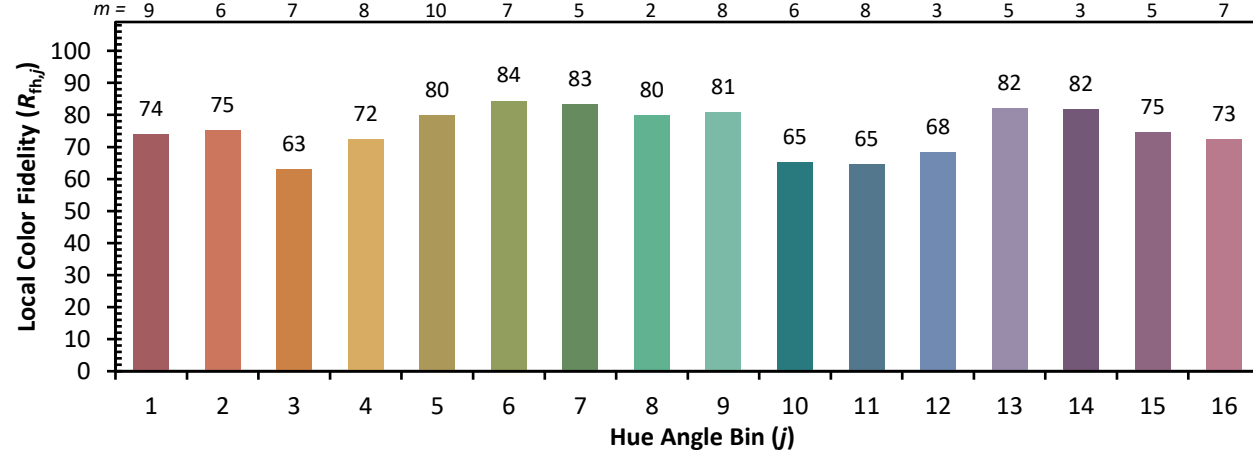


**Individual Sample Fidelity Index ( $R_{f,i}$ )**

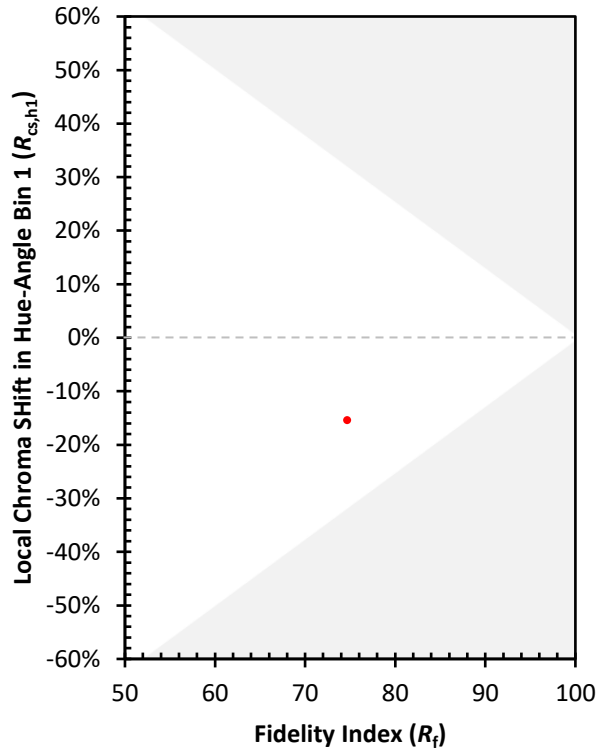
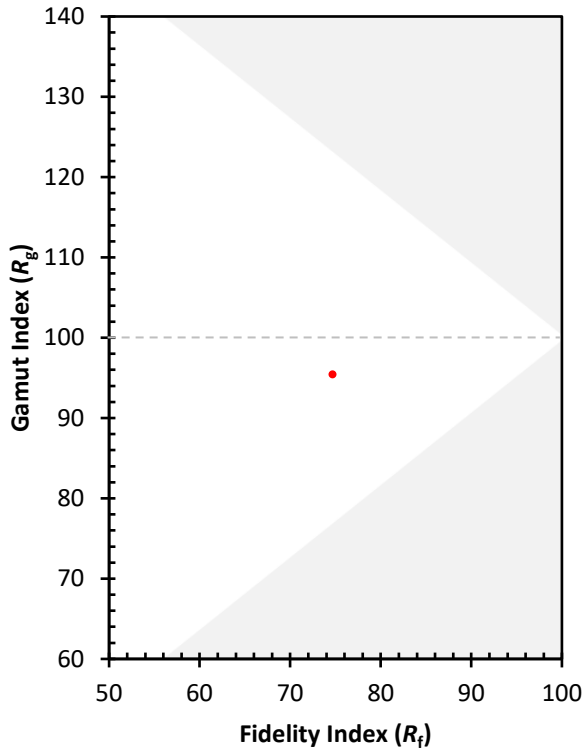
CES01 = 85	CES26 = 63	CES51 = 88	CES76 = 51
CES02 = 61	CES27 = 87	CES52 = 88	CES77 = 70
CES03 = 30	CES28 = 81	CES53 = 76	CES78 = 54
CES04 = 70	CES29 = 63	CES54 = 84	CES79 = 81
CES05 = 47	CES30 = 76	CES55 = 83	CES80 = 78
CES06 = 50	CES31 = 67	CES56 = 72	CES81 = 79
CES07 = 40	CES32 = 61	CES57 = 71	CES82 = 91
CES08 = 39	CES33 = 73	CES58 = 72	CES83 = 88
CES09 = 29	CES34 = 70	CES59 = 86	CES84 = 87
CES10 = 74	CES35 = 83	CES60 = 91	CES85 = 80
CES11 = 57	CES36 = 96	CES61 = 85	CES86 = 74
CES12 = 63	CES37 = 77	CES62 = 86	CES87 = 78
CES13 = 42	CES38 = 85	CES63 = 72	CES88 = 80
CES14 = 74	CES39 = 95	CES64 = 68	CES89 = 72
CES15 = 71	CES40 = 89	CES65 = 64	CES90 = 79
CES16 = 46	CES41 = 90	CES66 = 61	CES91 = 80
CES17 = 49	CES42 = 78	CES67 = 58	CES92 = 64
CES18 = 56	CES43 = 76	CES68 = 67	CES93 = 78
CES19 = 71	CES44 = 99	CES69 = 76	CES94 = 57
CES20 = 65	CES45 = 84	CES70 = 58	CES95 = 69
CES21 = 86	CES46 = 81	CES71 = 52	CES96 = 78
CES22 = 78	CES47 = 82	CES72 = 84	CES97 = 84
CES23 = 92	CES48 = 75	CES73 = 49	CES98 = 75
CES24 = 91	CES49 = 79	CES74 = 95	CES99 = 66
CES25 = 72	CES50 = 87	CES75 = 52	



Color Rendition by Hue-Angle Bin



Measure Comparisons



(END OF REPORT)